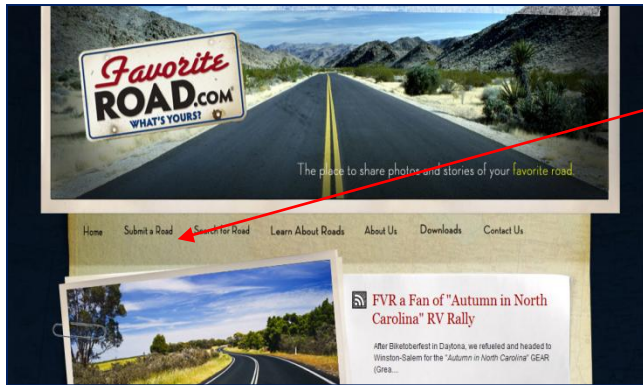


How to Share Pics and Stories of Your Favorite Roads

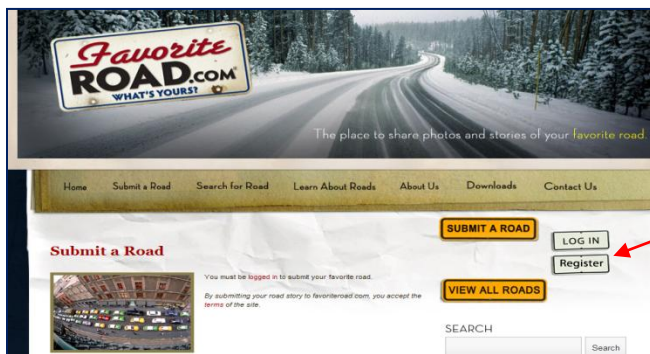
on www.favoriteroad.com

Here's how:

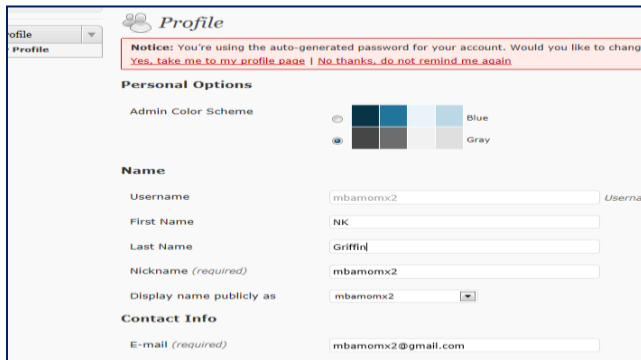
1. Go to "favoriteroad.com"
2. Click on "Submit a Road"



3. "Register" as a new user the first time you log in. After the first time, simply click "Log In".

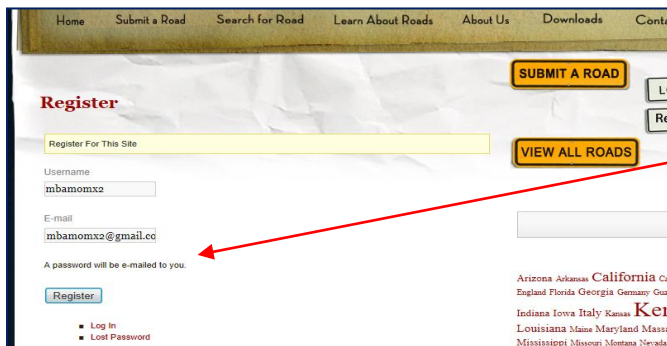


- Fill in basic info (no need to complete all of it, name and email are fine.) on the “Profile” Page. When you have completed your info, scroll down to the bottom of the page and click “Update Profile”. You will only update your profile one time (If you don’t get the “Profile” page, it’s okay). After the first time, simply log in to submit a story. *You also don’t need to log in every time you visit the site, only when submitting stories.* See screen print, next page.



Once your “Profile” Page is complete the first time, you will be directed to the “Submit” page. A password will be mailed to you immediately. Use that same password to log in. Write your password down. Once you are logged in, type your story. Stories may be long or short, length is irrelevant. You can even do a general description and tell briefly why you were there, etc, (“Headed to a meeting in Tahoe, ran across this great road. I liked it because...”)

- Review the two screen prints below.



“Road Name”= the name of the road you traveled on or you can give it a special name like “Ontario Back Roads Getaway”. It’s basically the title for the story.

“Road Type”= Choose from the road types in the drop down box (*asphalt*, etc.).

“Location”= The general location of where you were, area, state, city/cities, etc.

“Description”= This is where you write your actual story.

**For the OHMPA contest, include the code “OHMPA” in the story description somewhere. This allows everyone to easily search for the stories related to this particular contest.*

6. After you write your story/road description, load the pics. The site automatically holds up to 6 pictures in a reel showing across the top of your published story.

Picture Loading:

Image :

Thumbnail 1 :

Thumbnail 2 :

Thumbnail 3 :

Thumbnail 4 :

Thumbnail 5 :

I do not wish to receive email not associated with this submission :

By submitting your road story to favoriteroad.com, you accept the *terms* of the site.

Thanks for sharing your pics!
For best results, please utilize the following photo loading guidelines:

- Landscape orientation - maximum 400 pixels wide and 267 pixels high.
- Portrait orientation - maximum 267 pixels high.
- Use the ".jpg" extension rather than ".JPG".
- Try loading from a Mozilla browser if problems arise OR email editor@favoriteroad.com for assistance.

7. When you have loaded your pics, simply click “Submit”.

Stories will appear on the front page in the order received. As more stories are submitted, previous stories move down the list and can be accessed easily by clicking on “Search for Road” (from the home page) and keying in related keywords (“OHMPA”, road name, author, etc.)

If you need any assistance, please email the editor, editor@favoriteroad.com.

Thank you for sharing your road pictures and stories with favoriteroad.com.